

8P (12 VOLT) PIXEL STRIP

INSTALLATION GUIDE
ID: 5949194

! IMPORTANT: FOLLOW THE INSTRUCTIONS AND RECOMMENDATIONS BELOW, OR YOU MAY EXPERIENCE POOR PRODUCT PERFORMANCE OR EVEN FAILURE. !

MAXIMUM RUN LENGTH

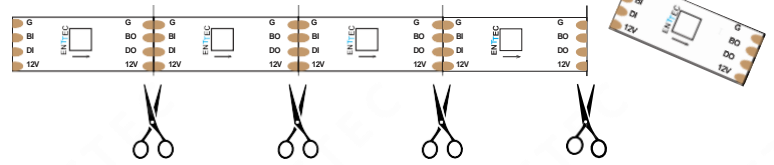
COLOUR AND LUMEN OUTPUT WILL BE AFFECTED IF MAXIMUM LENGTH IS EXCEEDED. TEST CONDUCTED AT MAXIMUM BRIGHTNESS USING 12 VOLT DRIVER.

POWER INJECTION	LEDS PER METRE	WHITE MAXIMUM LENGTH (METRE)
SINGLE	60	7
DUAL	60	17

Note: Maximum length of pixel strip run is limited by maximum universes of data (4 universes)

CUTTING

ONLY CUT ALONG THE LINES MARKED ON THE STRIP



COLOUR CONSISTENCY


TO ACHIEVE OPTIMAL COLOUR CONSISTENCY ACROSS MULTIPLE PIXEL STRIPS, WE RECOMMEND USING THOSE FROM THE SAME MANUFACTURING BATCH TOGETHER WHEREVER POSSIBLE. PLEASE CHECK YOUR BATCH NUMBERS - THESE CAN BE FOUND ON THE PRODUCT LABEL.

ADHESIVE APPLICATION

- THE PIXEL STRIP WILL NOT ADHERE TO TEXTURED OR LOW SURFACE ENERGY MATERIALS.
- THE BEST SURFACE FOR LONG LASTING ADHESION IS CLEAN RAW METAL.
- CLEAN SUBSTRATE WITH ALCOHOL AND A CLEAN CLOTH.
- PEEL OFF PROTECTIVE BACKING TO REVEAL ADHESIVE.
- APPLY PRESSURE WHEN ADHESIVE FIXING TO SUBSTRATE.

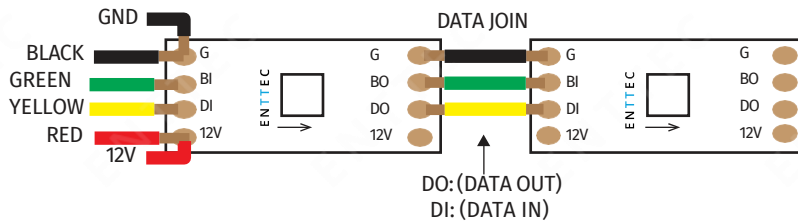
THERMAL MANAGEMENT

- THESE PIXEL STRIP PRODUCE HEAT, THERMAL MANAGEMENT MUST BE CONSIDERED.
- THE MORE LEDES PER METRE THE MORE HEAT.
- ENTTEC RECOMMENDS USING AN ALUMINIUM PROFILE TO MANAGE HEAT.
- EACH APPLICATION IS DIFFERENT. ENTTEC RECOMMENDS TESTING A SECTION OF STRIP IN ITS FINISHED ENVIRONMENT TO ENSURE THE THERMAL MANAGEMENT IS SATISFACTORY.

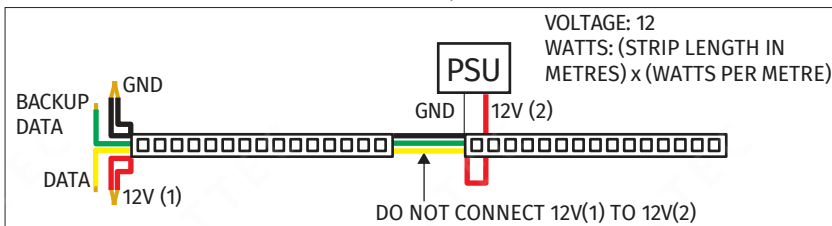


WIRING SCHEMATIC

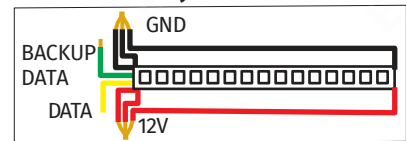
- SELECT THE MOST SUITABLE OPTION FROM BELOW. SOLDER OR CRIMP IS RECOMMENDED TO COMBINE MULTIPLE WIRES.
- IF WIRE COLOURS VARY AND YOU ARE UNSURE, PLEASE CONTACT ENTTEC OR YOUR SUPPLIER FOR FURTHER ADVICE.
- THE YELLOW WIRE WILL ALWAYS BE DATA.
- STRONGLY ADVISED TO CONNECT BOTH DATA AND BACKUP



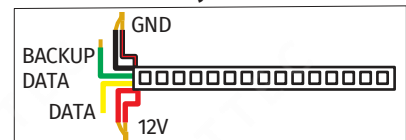
DATA JOIN WITH MULTIPLE SINGLE POWER INJECTIONS



DUAL POWER INJECTION

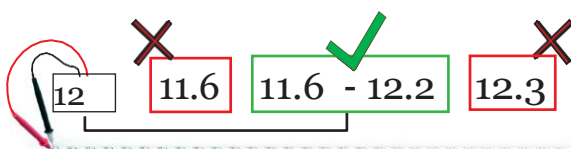


SINGLE POWER INJECTION



VOLTAGE DROP TESTING

USE MULTIMETER TO TEST FOR VOLTAGE DROP TEST WHERE POWER IS INJECTED. IF PROBLEMS OCCUR ALSO METER THE END OF THE STRIP.



POWER INJECTION

SET LED COLOUR TO FULL WHITE PRIOR TO TESTING

END